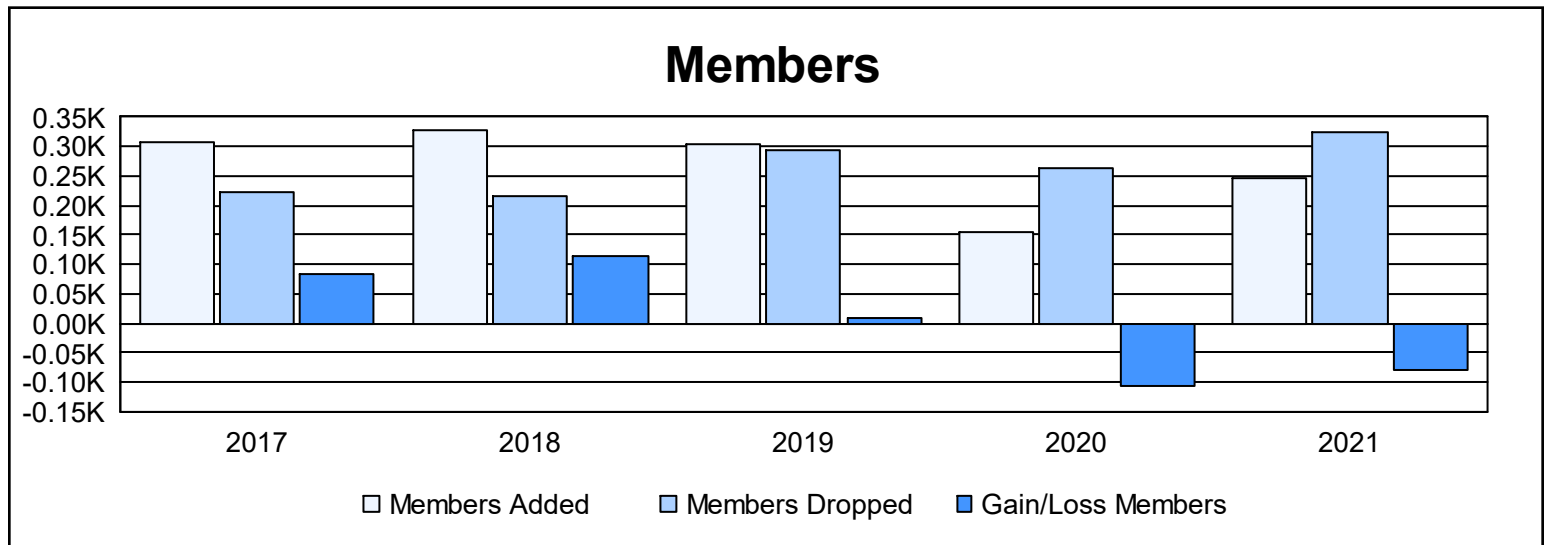
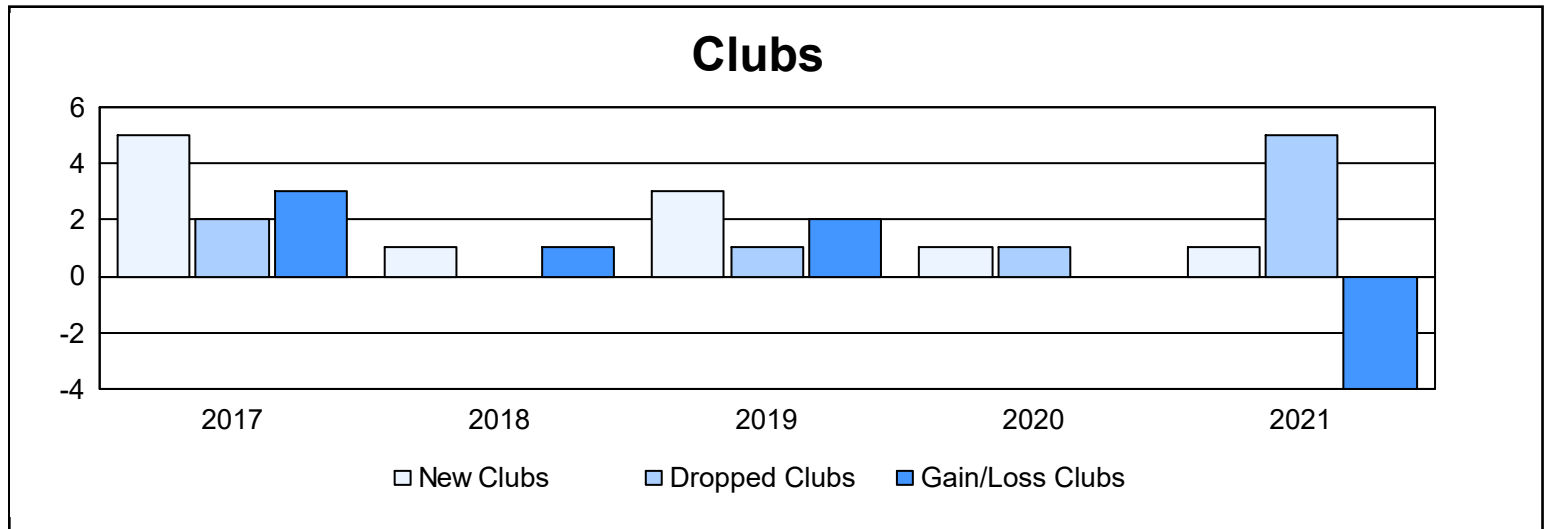
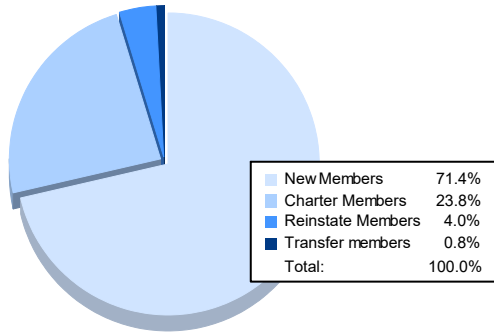


Year	New Clubs	Dropped Clubs	Gain/ Loss Clubs	New Members	Charter Members	Reinstate Members	Transfer Members	Total Member Added	Total Members Dropped	Gain/ Loss Members
2016-2017	5	2	3	165	118	21	2	306	223	83
2017-2018	1	0	1	257	35	34	2	328	215	113
2018-2019	3	1	2	189	91	22	1	303	295	8
2019-2020	1	1	0	89	44	14	8	155	262	-107
2020-2021	1	5	-4	177	59	10	2	248	326	-78
<b>Average</b>	<b>2</b>	<b>2</b>	<b>0</b>	<b>175</b>	<b>69</b>	<b>20</b>	<b>3</b>	<b>268</b>	<b>264</b>	<b>4</b>



### Membership Composition June 2021 Cumulative



### Gender Composition June 2021 Cumulative

